





**Publication of load flow data for the 50Hertz control area**

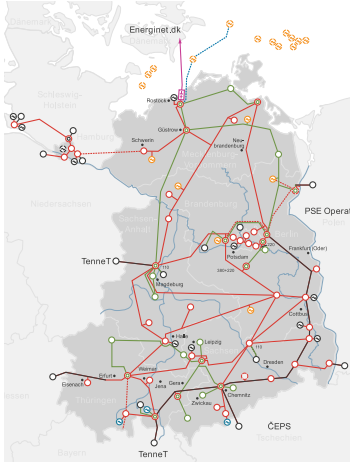
Annika Kießler, Manager Public Affairs, 50Hertz

RGI / Need for Grids Workshop  
22 June 2012, Hannover

Need for Grids Workshop, 22.06.12, Annika Kießler

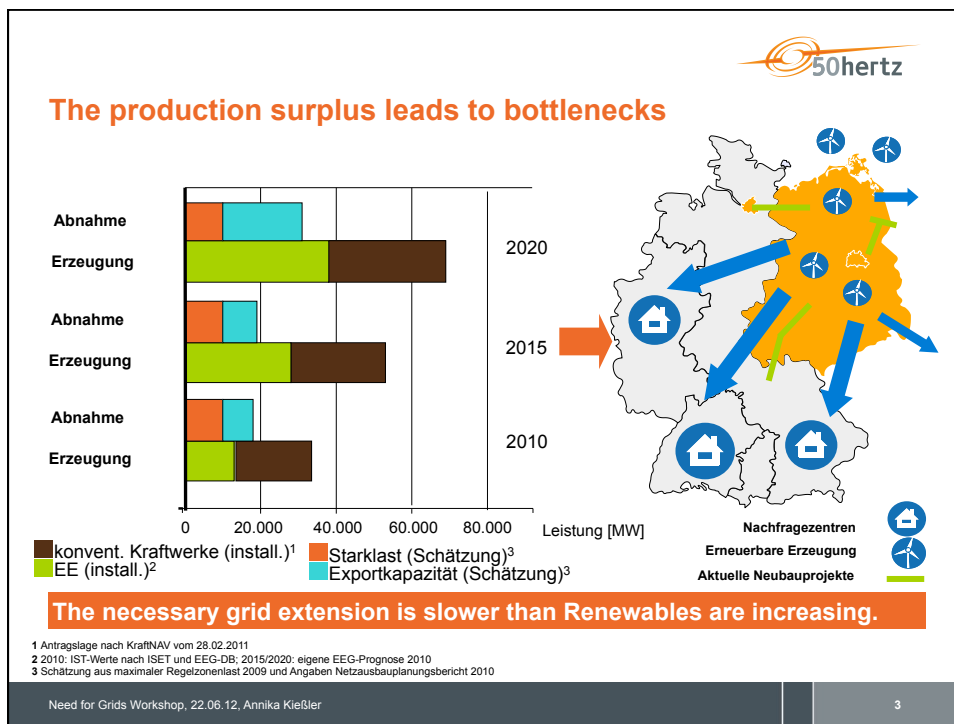



**50Hertz at a glance - Situation at the end of the year 2011**  
\*) provisional figures



	Value (Share in DE)
<b>Surface</b>	<b>109,360 km<sup>2</sup> (31%)</b>
<b>Length of the lines</b>	<b>9,840 km (28%)</b>
<b>Maximal load</b>	<b>approx. 17 GW (20%)</b>
<b>Electricity consumption</b>	<b>approx. 98 TWh (20%)</b>
<b>Installed capacity:</b>	<b>approx. 37,400 MW (25%)</b>
- Renewables	<b>16,700* MW (31%)</b>
- Wind	<b>11,550* MW (41%)</b>
<b>Number of Employees</b>	<b>694</b>
<b>Turnover</b>	<b>6.9 Mrd. €</b>
- Grid	<b>0.6 Mrd. €</b>

2




### Need for Transparency



**The challenge:**

- Growing number of days with congestion management
- Need for optimizing system use and for new electricity lines
- Growing number of data requests and a general demand for more transparency.




**Our response:**

- Offering comprehensive information (project websites, information material, transparency officer, publication of load flow data...)
- Facilitating dialogue (project communication manager, telephone hotline...)
- Increase participation possibilities (stakeholder workshops)

**Transparency and clarity of data are key pillars of stakeholder communication.**


Need for Grids Workshop, 22.06.12, Annika Kießler

4



## 50Hertz Almanach 2011: Extensive data collection on our grid zone

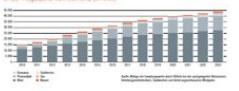
<http://www.50hertz.com/de/publikationen.htm>




**Intellierte Leistung von EEG-Erzeugungskapazitäten in der Regelzone von 50Hertz und in Deutschland (in MW)**

Erzeugungskapazität	2007	2008	2009	2010	2011
Wind	1.121	1.212	1.300	1.388	1.476
Photovoltaik	1.000	1.100	1.200	1.300	1.400
Biomasse	1.000	1.000	1.000	1.000	1.000
Wasserkraft	1.000	1.000	1.000	1.000	1.000
Sonstige	1.000	1.000	1.000	1.000	1.000
<b>Gesamt</b>	<b>5.121</b>	<b>5.512</b>	<b>5.900</b>	<b>6.288</b>	<b>6.676</b>


**Progress der Entwicklung der EEG-Erzeugungskapazität in der Regelzone von 50Hertz (in MW)**




**Intellierte Windleistung in Deutschland (in MW), räumliche Verteilung**



**Intellierte Leistung von EEG-Erzeugungskapazitäten**




Need for Grids Workshop, 22.06.12, Annika Kießler
5

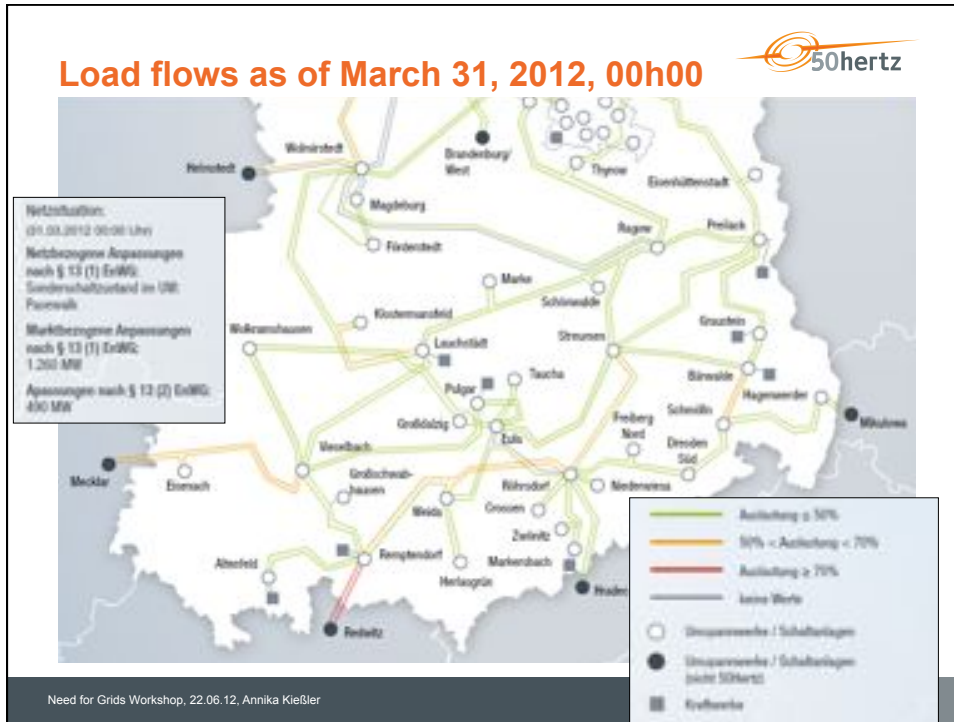


## Publication of load flow data on the internet

<http://www.50hertz.com/de/lastflussdaten.htm>



Need for Grids Workshop, 22.06.12, Annika Kießler
6



## Realisation




- Coordinated by our transparency officer
- With feedback from external actors and stakeholders.
- Concerns that were raised...
- A technical challenge for our colleagues from system security: An additional task to managing the grid.

Need for Grids Workshop, 22.06.12, Annika Kießler

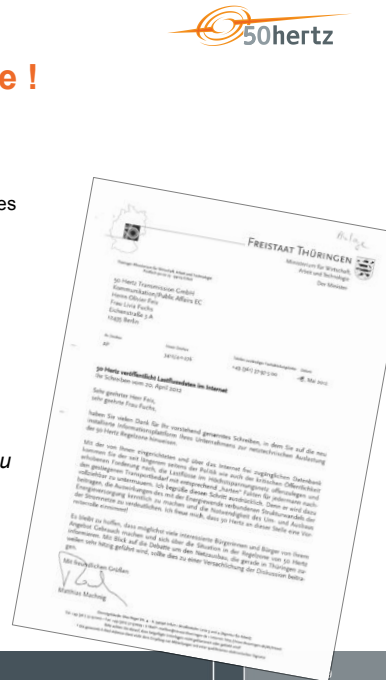
## Stakeholder feedback is positive !

„Quantensprung an Transparenz“

Professor Dr. Lorenz Jarass in the Thuringian newspaper „Freies Wort“, Hildburghausen, 15/05/2012

*„Ich begrüße diesen Schritt ausdrücklich. Denn er wird dazu beitragen, die Auswirkungen des mit der Energiewende verbundenen Strukturwandels der Energieversorgung kenntlich zu machen und die Notwendigkeit des Um- und Ausbaus der Stromnetze zu verdeutlichen. Ich freue mich, dass 50Hertz an dieser Stelle eine Vorreiterrolle einnimmt!“*

Matthias Machnig, Thuringian Minister of Economics in a letter to 50Hertz




Need for Grids Workshop, 22.06.12, Annika Kießler

Thank you for your attention!

Annika Kießler  
Manager Public Affairs  
50Hertz Transmission  
annika.kiessler@50hertz.com  
030/51503418

Need for Grids Workshop, 22.06.12, Annika Kießler

10





**Publication of load flow data for the 50Hertz control area**

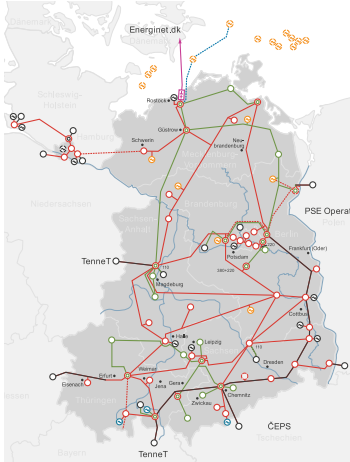
Annika Kießler, Manager Public Affairs, 50Hertz

RGI / Need for Grids Workshop  
22 June 2012, Hannover

Need for Grids Workshop, 22.06.12, Annika Kießler

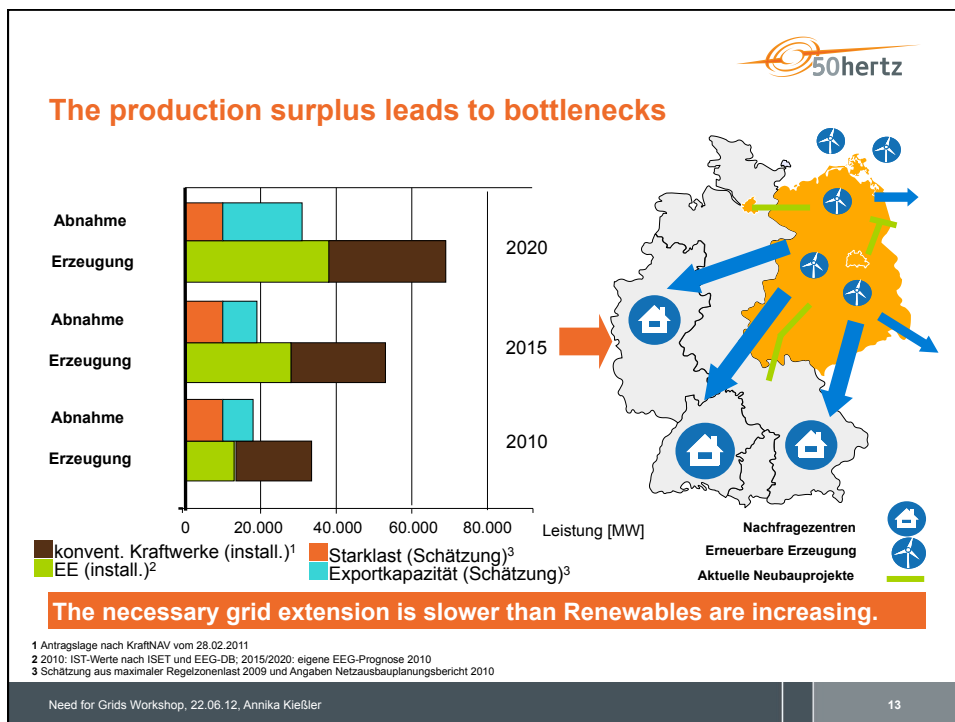



**50Hertz at a glance - Situation at the end of the year 2011**  
\*) provisional figures



	Value (Share in DE)
<b>Surface</b>	<b>109,360 km<sup>2</sup> (31%)</b>
<b>Length of the lines</b>	<b>9,840 km (28%)</b>
<b>Maximal load</b>	<b>approx. 17 GW (20%)</b>
<b>Electricity consumption</b>	<b>approx. 98 TWh (20%)</b>
<b>Installed capacity:</b>	<b>approx. 37,400 MW (25%)</b>
- Renewables	<b>16,700* MW (31%)</b>
- Wind	<b>11,550* MW (41%)</b>
<b>Number of Employees</b>	<b>694</b>
<b>Turnover</b>	<b>6.9 Mrd. €</b>
- Grid	<b>0.6 Mrd. €</b>

12




### Need for Transparency



**The challenge:**

- Growing number of days with congestion management
- Need for optimizing system use and for new electricity lines
- Growing number of data requests and a general demand for more transparency.



**Our response:**


- Offering comprehensive information (project websites, information material, transparency officer, publication of load flow data...)
- Facilitating dialogue (project communication manager, telephone hotline...)
- Increase participation possibilities (stakeholder workshops)

**Transparency and clarity of data are key pillars of stakeholder communication.**

Need for Grids Workshop, 22.06.12, Annika Kießler


14





## 50Hertz Almanach 2011: Extensive data collection on our grid zone

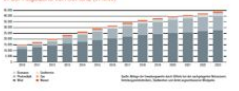
<http://www.50hertz.com/de/publikationen.htm>




**Intellierte Leistung von EEG-Erzeugungskapazitäten in der Regelzone von 50Hertz und in Deutschland (in MW)**

Erzeugungskapazität	2007	2008	2009	2010	2011
Wind	1.121	1.212	1.304	1.396	1.488
Solar	1.000	1.100	1.200	1.300	1.400
Hydro	1.000	1.000	1.000	1.000	1.000
Biomasse	1.000	1.000	1.000	1.000	1.000
Geothermie	1.000	1.000	1.000	1.000	1.000
Wasserkraft	1.000	1.000	1.000	1.000	1.000
Wärmekraft	1.000	1.000	1.000	1.000	1.000
Atom	1.000	1.000	1.000	1.000	1.000
Gas	1.000	1.000	1.000	1.000	1.000
Öl	1.000	1.000	1.000	1.000	1.000
Kohle	1.000	1.000	1.000	1.000	1.000
Erzeugungskapazität	1.000	1.000	1.000	1.000	1.000


**Progress der Entwicklung der EEG-Erzeugungskapazität in der Regelzone von 50Hertz (in MW)**



**Intellierte Windleistung in Deutschland (in MW), räumliche Verteilung**




**Intellierte Leistung von EEG-Erzeugungskapazitäten**




Need for Grids Workshop, 22.06.12, Annika Kießler

15



## Publication of load flow data on the internet

<http://www.50hertz.com/de/lastflussdaten.htm>



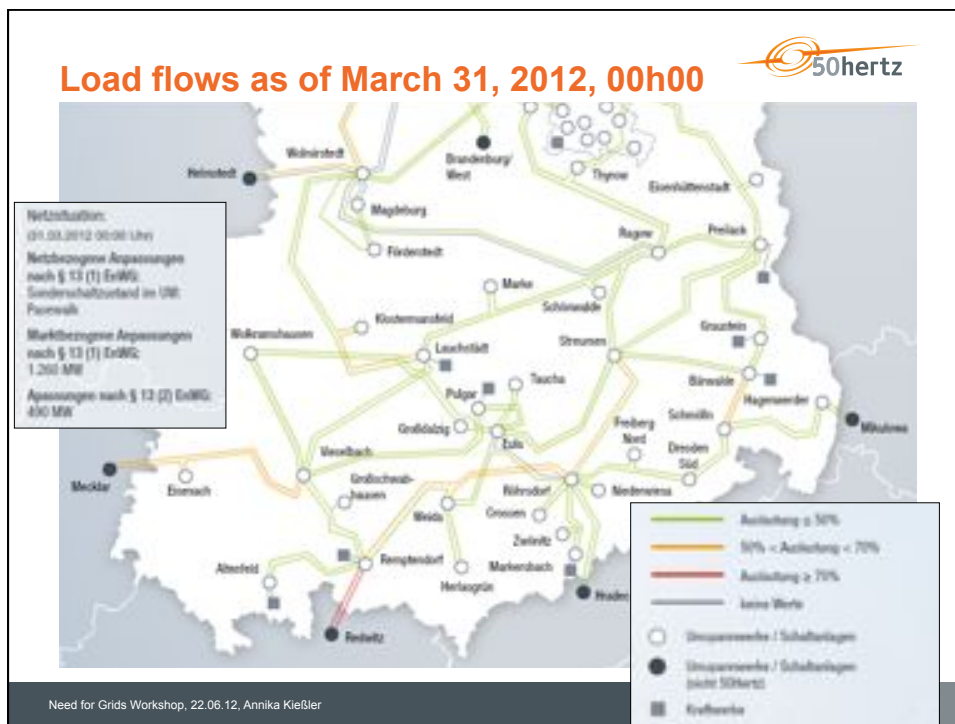
Need for Grids Workshop, 22.06.12, Annika Kießler

16


[www.renewables-grid.eu](http://www.renewables-grid.eu)

8





## Realisation

- Coordinated by our transparency officer
- With feedback from external actors and stakeholders.
- Concerns that were raised...
- A technical challenge for our colleagues from system security: An additional task to managing the grid.

Need for Grids Workshop, 22.06.12, Annika Kießler

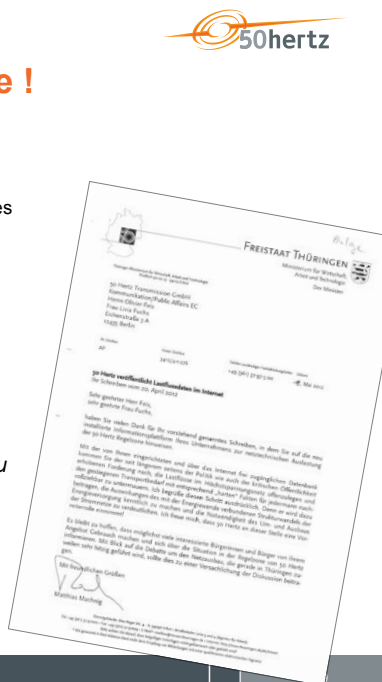
## Stakeholder feedback is positive !

„Quantensprung an Transparenz“

Professor Dr. Lorenz Jarass in the Thuringian newspaper „Freies Wort“, Hildburghausen, 15/05/2012

*„Ich begrüße diesen Schritt ausdrücklich. Denn er wird dazu beitragen, die Auswirkungen des mit der Energiewende verbundenen Strukturwandels der Energieversorgung kenntlich zu machen und die Notwendigkeit des Um- und Ausbaus der Stromnetze zu verdeutlichen. Ich freue mich, dass 50Hertz an dieser Stelle eine Vorreiterrolle einnimmt!“*

Matthias Machnig, Thuringian Minister of Economics in a letter to 50Hertz



Need for Grids Workshop, 22.06.12, Annika Kießler

Thank you for your attention!

Annika Kießler  
Manager Public Affairs  
50Hertz Transmission  
annika.kiessler@50hertz.com  
030/51503418

Need for Grids Workshop, 22.06.12, Annika Kießler

20